

*BAVARIA  
40vision*



## Technische Daten


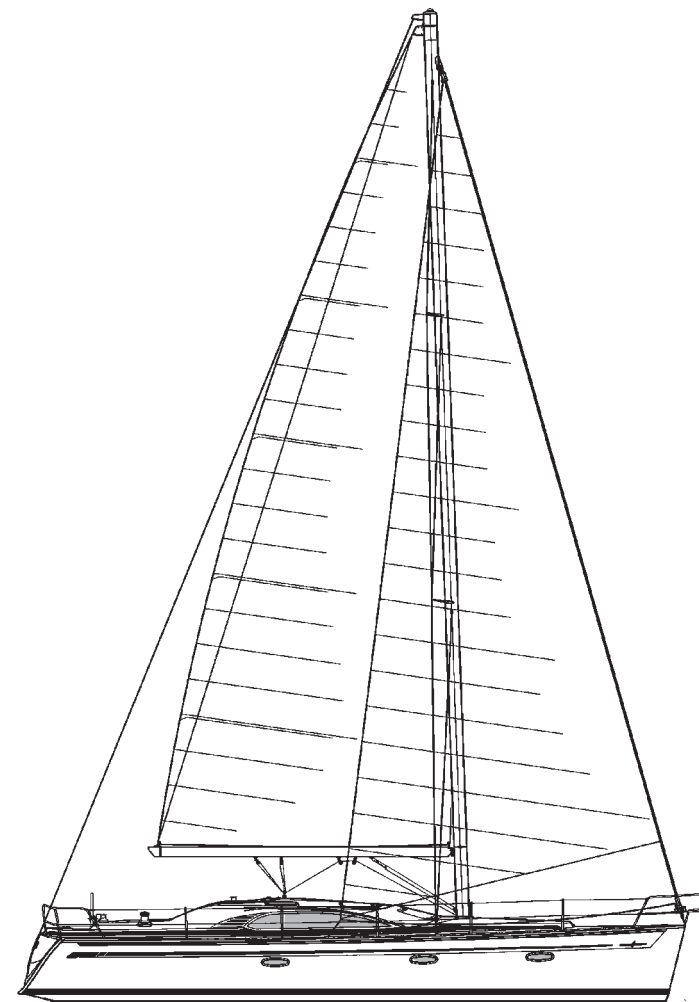
Konstruktion	J & J Design	Construction
Gesamtlänge	12,70 m	Length overall
Länge Rumpf	11,99 m	Length hull
Länge Wasserlinie	10,60 m	Length waterline
Gesamtbreite	3,99 m	Beam overall
Tiefgang Standard (Bleikiel)	ca. 1,75 m	Deep standard, lead keel, approx.
Leergewicht	ca. 8.950 kg	Unladen weight, approx.
Ballast	ca. 3.040 kg	Ballast, approx.
Motor, Volvo-Penta D2-40	27,9 kW / 38 PS/hp	Engine, Volvo-Penta D2-40
Treibstofftank	ca. 210 l	Fuel tank, approx.
Wassertank	ca. 360 l	Water tank, approx.
Kabinen	2 oder/or 3	Cabins
Kojen	4 oder/or 6	Berths
Stehhöhe im Salon	ca. 2,05 m	Height in salon, approx.

## Technical Data

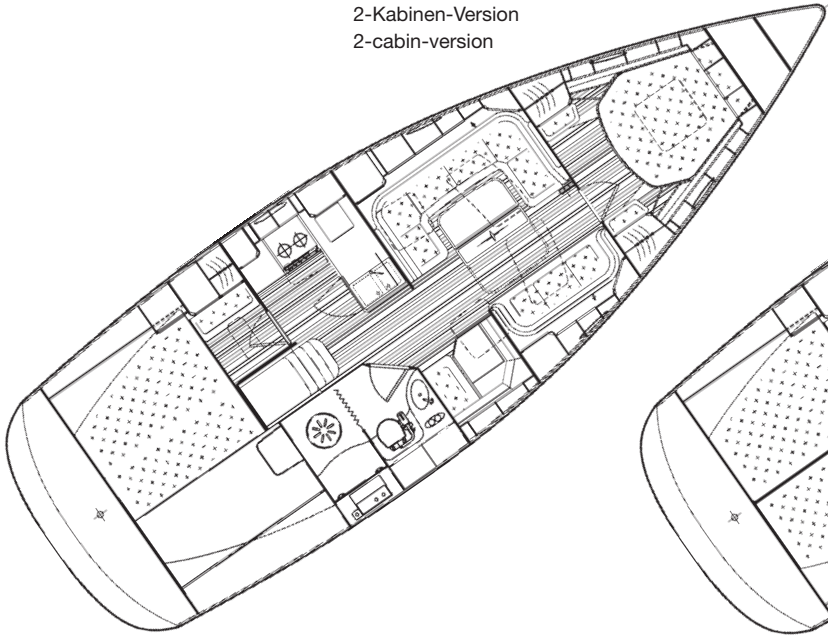
### SEGEL UND RIGG

Großsegel und Genua, Standard	ca. 95,80 m <sup>2</sup>	Mainsail and genoa, standard, approx.
Masthöhe über Wasserlinie	ca. 19,50 m	Height of mast above water line, approx.

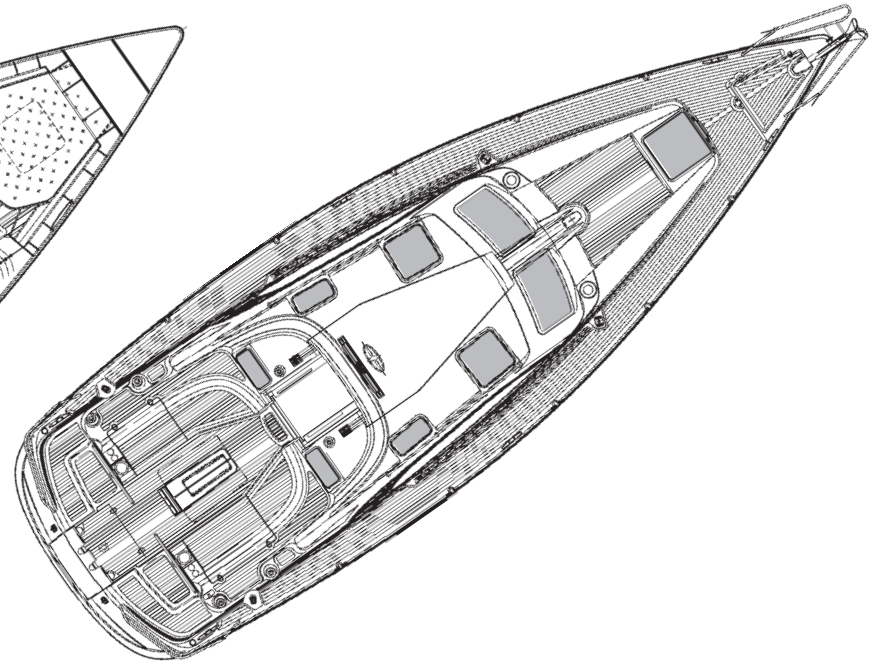
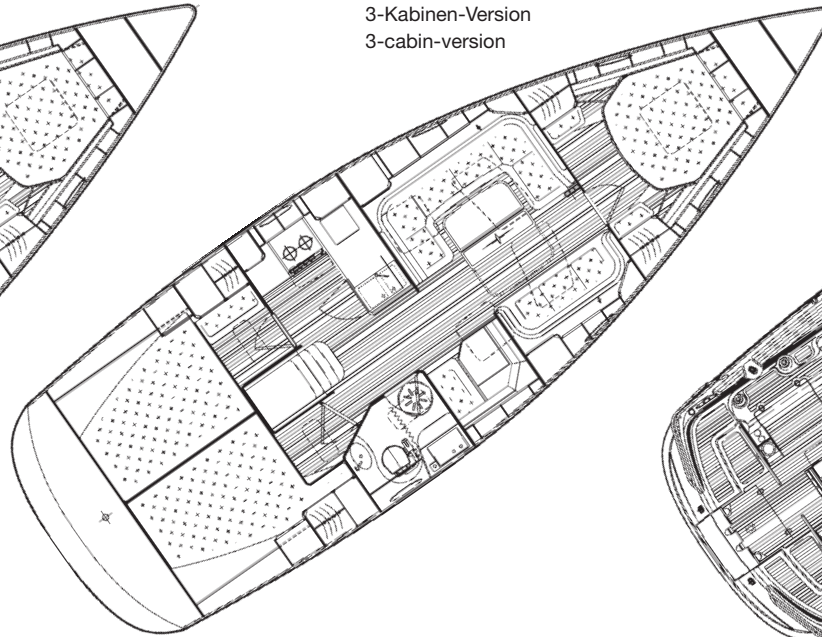
### SAIL AND RIGGING



2-Kabinen-Version  
2-cabin-version



3-Kabinen-Version  
3-cabin-version



*BAVARIA  
40vision*

